



## ZEISS Research Microscopy Axiocam Cameras

### For Life Science Applications and Materials Research



#### ZEISS Axiocam 503

Axiocam 503 mono is your monochrome 3 megapixel microscope camera. Enjoy a fast live image and highest sensitivity for low light and fluorescence applications. Axiocam 503 color is your 3 megapixel color camera with a fast live image and 2/3" sensor.



#### ZEISS Axiocam 506

Axiocam 506 mono is your monochrome 6 megapixel microscope camera with a large field of view. It offers a fast live image as well as the highest level of sensitivity for low-light applications and live cell imaging. Axiocam 506 color with its 1" sensor and 6 megapixels is your true color camera for images of large sample areas in the shortest possible time.



#### ZEISS Axiocam 512


Axiocam 512 mono is your microscope camera for capturing the smallest details of your sample. You can acquire large fields of view with low magnification without the need for image stitching. Axiocam 512 color is the camera for large area imaging in one high resolution, true color image. The 12 megapixel CCD sensor with a size of 1" (16 mm diagonal) delivers an excellent live image and high acquisition speed.



#### ZEISS Axiocam 702 mono


Axiocam 702 mono is your high-performance CMOS microscope camera with 2.3 megapixels and a sensor size of 1/1.2" (diagonal 13.4 mm). You benefit from very low read noise and low light sensitivity and high speed for live cell imaging. Peltier cooling ensures low noise and reproducible image quality, particularly when you deal with long exposure times and dark areas in the sample.



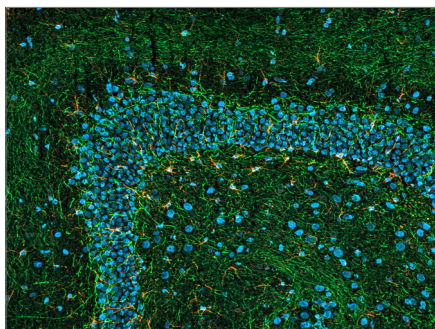


# ZEISS Research Microscopy Axiocam Cameras

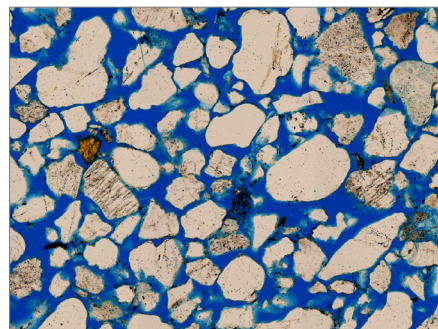
## For Life Science Applications and Materials Research



MEMS in reflected light brightfield.



Rat Brain Horizontal section. Sample courtesy of Michael W. Davidson, The Florida State University.



Sandstone thin section in transmitted light 10x.

	Axiocam 503 color	Axiocam 503 mono	Axiocam 506 color	Axiocam 506 mono	Axiocam 512 color	Axiocam 512 mono	Axiocam 702 mono
<b>Color</b>	color	monochromatic	color	monochromatic	color	monochromatic	mono
<b>Resolution (megapixels)</b>	3	3	6	6	12	12	2.3
<b>Sensor ****</b>	Progressive CCD	Progressive CCD	Progressive CCD	Progressive CCD	Progressive CCD	Progressive CCD	Global Shutter CMOS
<b>Pixel Count (pixels, H x V)</b>	1936 x 1460	1936 x 1460	2752 x 2208	2752 x 2208	4520 x 2838	4520 x 2838	1920 x 1216
<b>Sensor Format</b>	2/3"	2/3"	1"	1"	1"	1"	1/1.2"
<b>Chip Dimensions</b>	diagonal 10.9 mm	diagonal 10.9 mm	diagonal 16 mm	diagonal 16 mm	diagonal 16 mm	diagonal 16 mm	diagonal 13.4 mm
<b>Pixel Size (µm)</b>	4.54	4.54	4.54	4.54	3.1	3.1	5.86
<b>Bit Depth</b>	14	14	14	14	14	14	14
<b>FPS</b>	38	38	19	19	10	10	>100
<b>Live, Time Lapse 1 x 1 binning **</b>	93 fps 5 x 5 binning *	93 fps 5 x 5 binning *	56 fps 5 x 5 binning *	56 fps 5 x 5 binning *	35 fps 5 x 5 binning*	35 fps 5 x 5 binning*	
<b>Max FOV Adapter (suggested)</b>	1x, 0.63x C-Mount	1x, 0.63x C-Mount	1x, 0.63x C-Mount	1x, 0.63x C-Mount	1x, 0.63x *** C-Mount	1x, 0.63x *** C-Mount	1x, 0.63x C-Mount
<b>Camera Interface</b>	USB 3.0 USB 2.0 TTL IN/OUT	USB 3.0 USB 2.0 TTL IN/OUT	USB 3.0 USB 2.0 TTL IN/OUT	USB 3.0 USB 2.0 TTL IN/OUT	USB 3.0 USB 2.0 TTL IN/OUT	USB 3.0 USB 2.0 TTL IN/OUT	USB 3.0 USB 2.0 TTL IN/OUT

\* Maximum frame rate is only possible in streaming mode. High speed acquisition may not be possible if limited by light level and other hardware interactions.

\*\* Live slow acquisition mode, transmitted light at full chip size

\*\*\* For optimum results with 1" sensors and 0,63x adaptors shading correction recommended

\*\*\*\* Actively cooled by peltier to +18° C sensor temperature. Exception 702 mono - cooled to +15° C



microscopy@zeiss.com  
www.zeiss.com/axiocam

